


Normal install (not Mirror)

Install



Head board amount: 1

head board& slot order: KC=J1、MY=J2

Group Space: 0


Color Space: 10.4CM

Y Space: 0

White: 0

Color Order: YMCK

Install



Head board amount: 1

head board& slot order: KC=J1\MY=J2\
WW=J3

Group Space: (-5.2)


Color Space: 10.4

Y Space: 11.2

White: 2

Color Order: WWYMCK

Install



Head board amount: 1

head board& slot order: KC--J1
MY-J2 right ww0--J3 left ww1-J4

Group Space: -5.2

Color Space: 10.4


Y Space: 11.2

White: 4

4 color 4 white 1 group

Color Order: WWWWYMK

Install



Head board amount: 2

head board& slot order:

KC--1HJ1

MY-1HJ2 right ww0--1HJ3

ww1-1HJ4

white from right to left connect 2No.

Head board

ww2--2HJ1 ww3--2HJ2

Group Space: -5.2

Color Space: 10.4

Y Space: 11.2


White: 8

4 color 8 white 1 group

Color Order: WWWW

WWWWYMCK

Install



Head board amount: 2

head board& slot order:

KC--1HJ1

MY-1HJ2 right ww0--1HJ3

ww1-1HJ4

white from right to left connect 2No
Carriage board

ww2--2HJ1

Group Space: -5.2


Color Space: 10.4

Y Space: 11.2

White: 6

Color Order: WWWWWWYMK

Install



Head board amount: 1

head board& slot order: KC=J1\MY=J2
LCLM=J3

Group Space: 0


Color Space: 10.4

Y Space: 0

White: 0

Color Order: LcLmYMCK

Install



Head board amount: 1

head board& slot order: KC=J1\MY=J2
LCLM=J3\WW=J4

Group Space: 0


Color Space: 10.4

Y Space: 0

White: 2

Color Order: WWLclmYMCK

Install



Head board amount: 1

head board& slot order: KC=J1\MY=J2
LM LC=J3 WW= J4

Group Space: -5.2

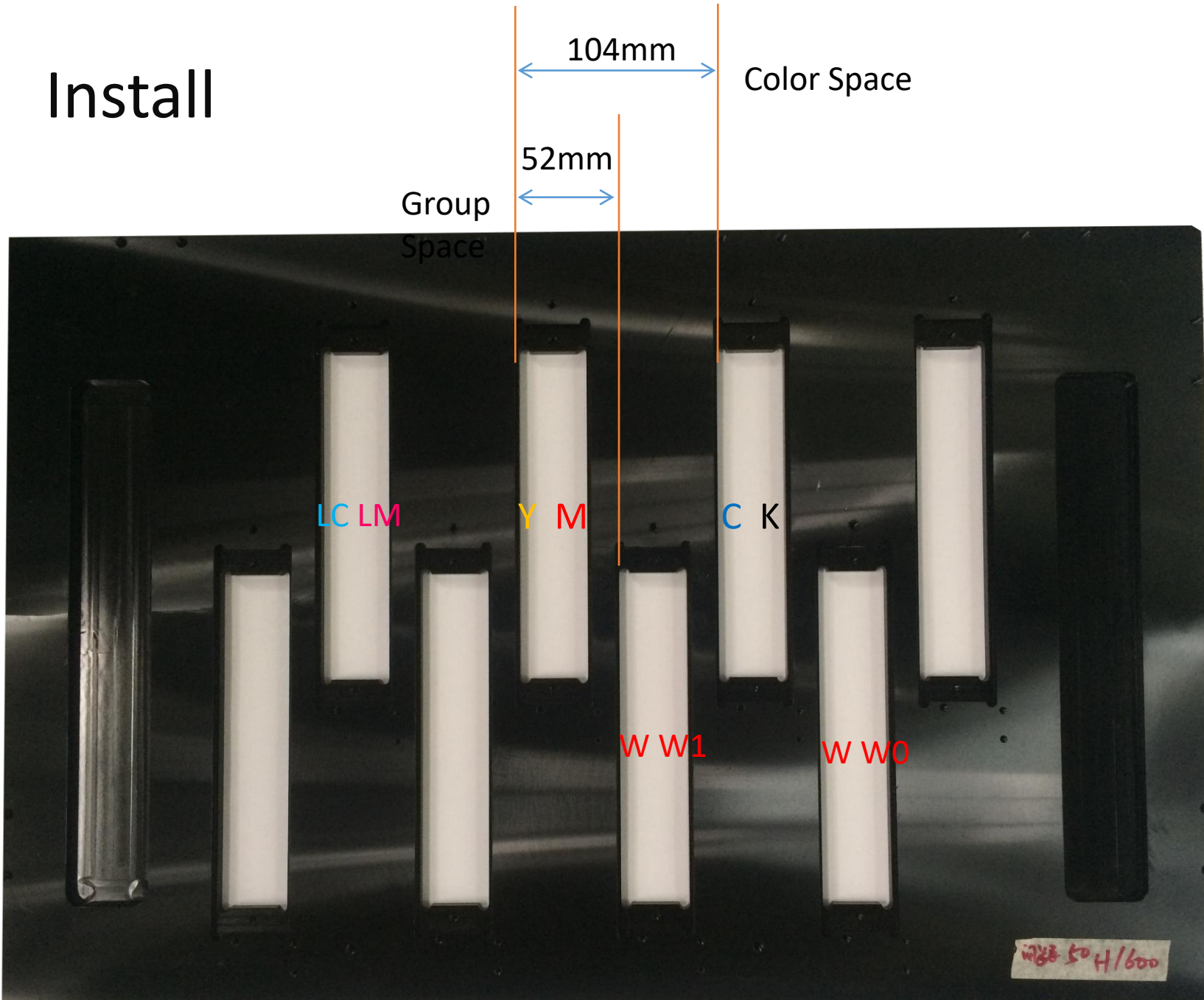
Color Space: 10.4

Y Space: 11.2

White: 2

Color Order: WWLcLmYMCK

Install



Head board amount: 2

head board& slot order: KC=J1\MY=J2
LCLM=J3 (HB1)

white from right to left connect 2No
carriage board,
WW0 ---1HBJ4

WW1-----2HBJ1

Group Space: -5.2

Color Space: 10.4

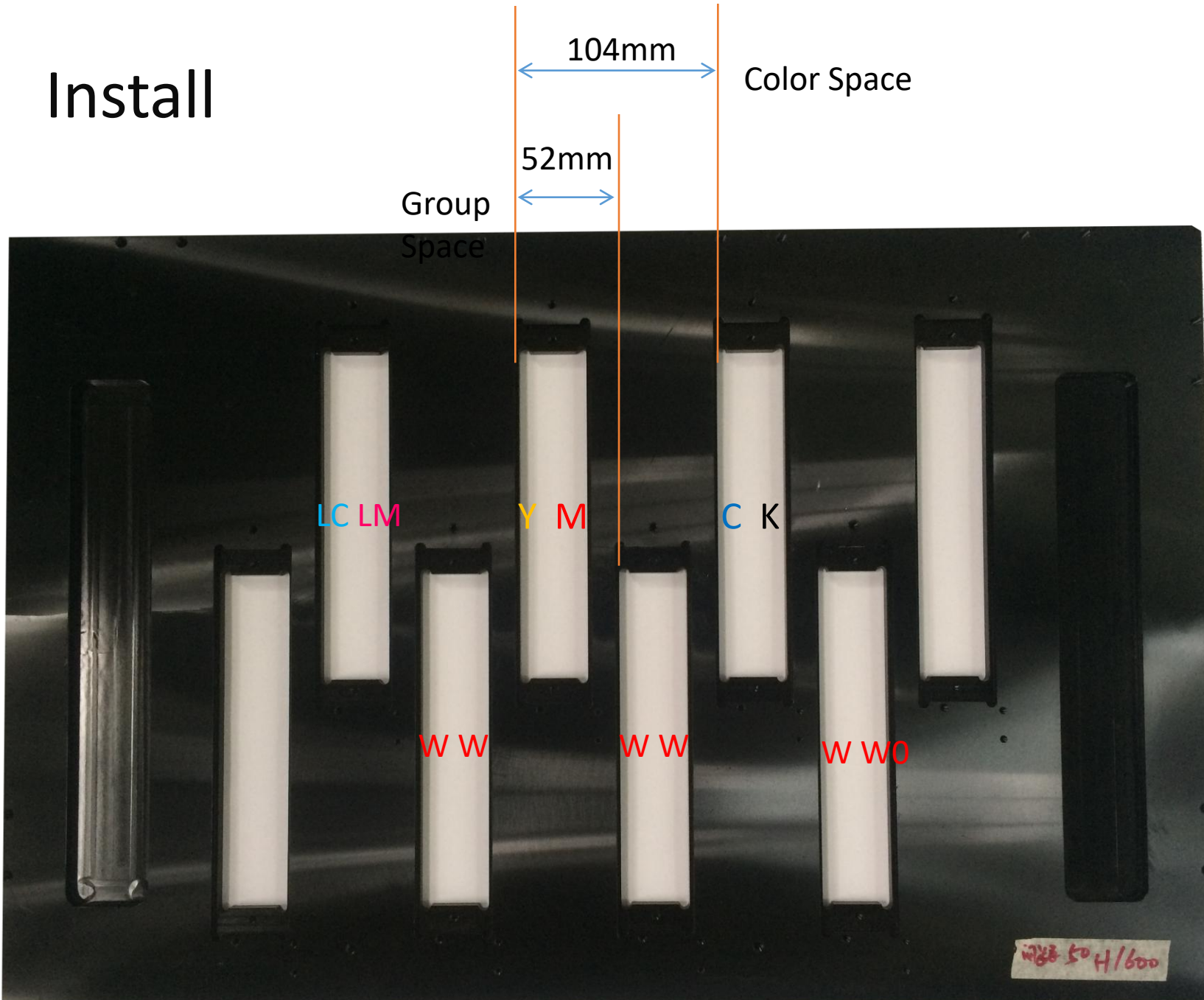
Y Space: 11.2

White: 4

6 color 4 white 1 group

Color Order: WWWWLcLmYMCK

Install



Head board amount: 2

head board& slot order: KC=J1\MY=J2
LCLM=J3 WW0=J4 (HB1) WW1=J1
WW2=J2(HB2)

Group Space: -5.2

Color Space: 10.4

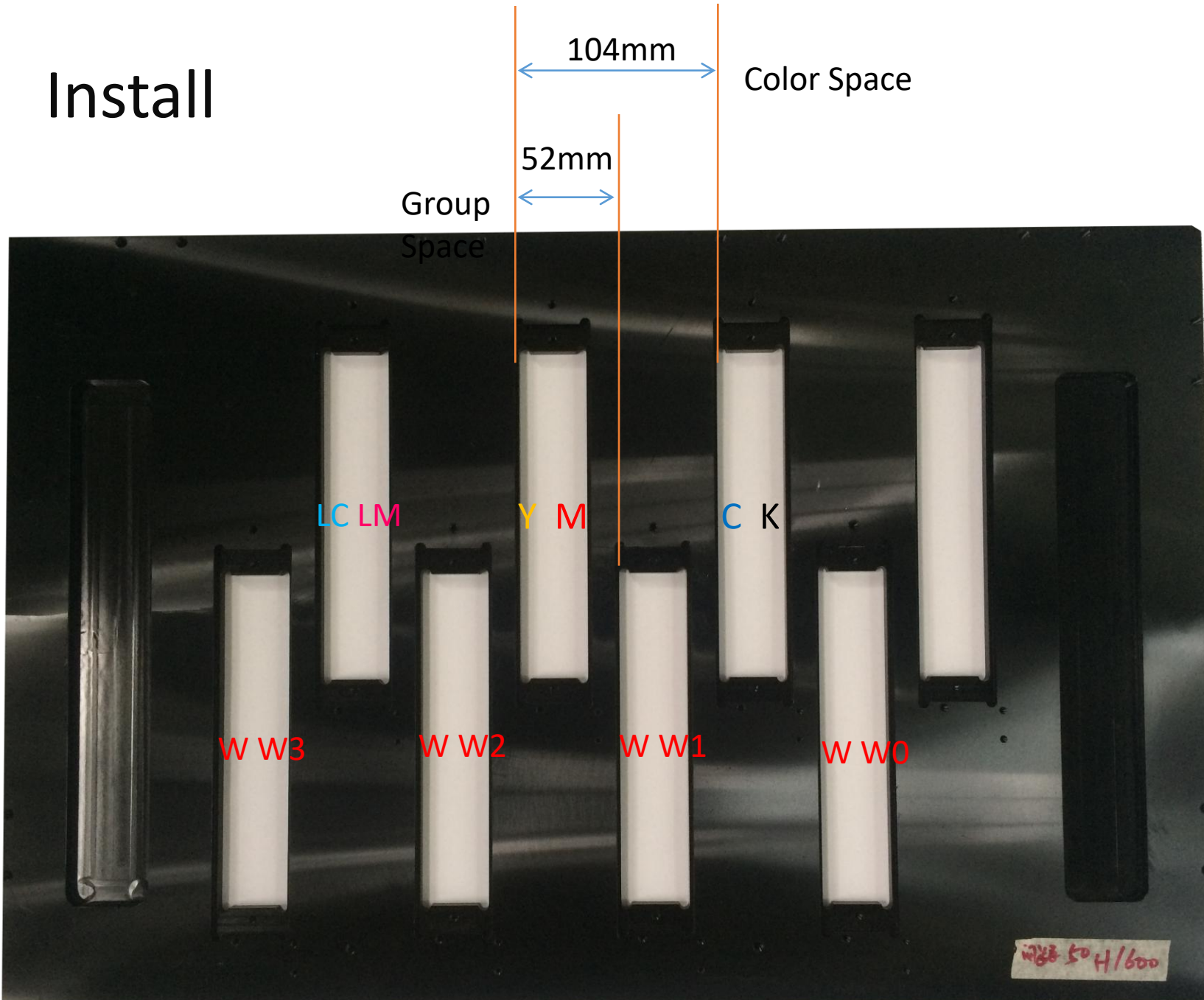
Y Space: 11.2

White: 6

6 color 6 white 1 group

Color Order: WWWWWW
LcLmYMCK

Install



Head board amount: 2

head board& slot order: KC=J1\MY=J2
LCLM=J3 WW0=J4 (HB1) WW1=J1
WW2=J2, WW3=J3(HB2)

Group Space: -5.2


Color Space: 10.4

Y Space: 11.2

White: 8

Color Order: WWWWWWWW
LcLmYMCK

Install



Head board amount: 1

head board& slot order: KC1=J1/MY1=J2
KC2=J3/MY2=J4


Group Space: 5.2
Color Space: 10.4

Y Space: 0

White: 0

Color Order: YMCK

Install



Head board amount: 2

head board& slot order: KC1=HB1J1/
MY1=HB1J2/WW=HB1J3/KC1=HB2J1
MY2=HB2J2

second row white no connect

Group Space: 5.2

Color Space: 10.4


Y Space: 0

White: 2

4 color 2 white 2 group

Color Order: WWYMCK

Install



Head board amount: 2

head board& slot order: KC1=HB1J1/
MY1=HB1J2/KC2=HB2J1/MY2=HBJ2/
WW=HB2J3

第一排的白喷头空接

Group Space: 5.2

Color Space: 10.4


Y Space: 0

White: 2

4 white 2 white 2 group

Color Order: WWYMK

Install



Head board amount: 2

head board& slot order: KC1=HB1J1/
MY1=HB1J2/WW1=HB1J3/KC2=HB2J1
MY2=HB2J2/WW2=HB2J3

Group Space: 10.4

Color Space: 5.2


Y Space: 0

White: 4

4 color 4 white 2 group

Color Order: WWYMK

Install



Head board amount: 2

head board & slot order: KC1=HB1J1/
MY1=HB1J2/LCLM1=HB1J3/KC2=HB2J1
MY2=HB2J2/LCLM2=HB2J3

ww0---1HJ4

WW1---2HJ4

Group Space: 5.2

Color Space: 10.4


Y Space: 0

White: 4

6 color 4 white 2 group

Color Order: WWLcLmYMCK

Install



Head board amount: 2

head board& slot order:

KC1=HB1J1/

MY1=HB1J2/LCLM1=HB1J3/KC2=HB2J1

MY2=HB2J2/LCLM2=HB2J3

ww-----2HJ4

Group Space: 5.2


Color Space: 10.4

Y Space: 0

6 color 2 white 2 group

Color Order: WLcLmYMCK

Install



Head board amount: 2

head board& slot order:

KC1=HB1J1/

MY1=HB1J2/LCLM1=HB1J3/KC2=HB2J1

MY2=HB2J2/LCLM2=HB2J3

ww---1HJ4

second row white no connect

Group Space: 5.2

Color Space: 10.4


Y Space: 0

6 color 2 white 2 group

Color Order: WLC LM YMCK

Mirror install

Install



Head board amount: 1

head board& slot order: J1= rightYM/J2=
J3= leftCK, J4= leftYM

Group Space: 5.2

Color Space: 10.4

Y Space: 0

White: 0

4 white2 groupMirror

Color Order: KCMY

Install

104mm
Color Space

52mm
Group Space

Group Space

Y M0

C K0

K C0

M Y0

Y M1

C K1

K C1

M Y1

009/H 05 08/1600

Head board amount: 2

Group Space: 5.2

Color Space: 10.4

Y Space: 0

White: 0

head board& slot order:

1No. head board from right to left
rightYM0=HB1-J1, rightKC0=J2,

leftCK0=J3

leftYM0=J4

2No. head board

rightYM1=HB1-J1, rightKC1=J2,

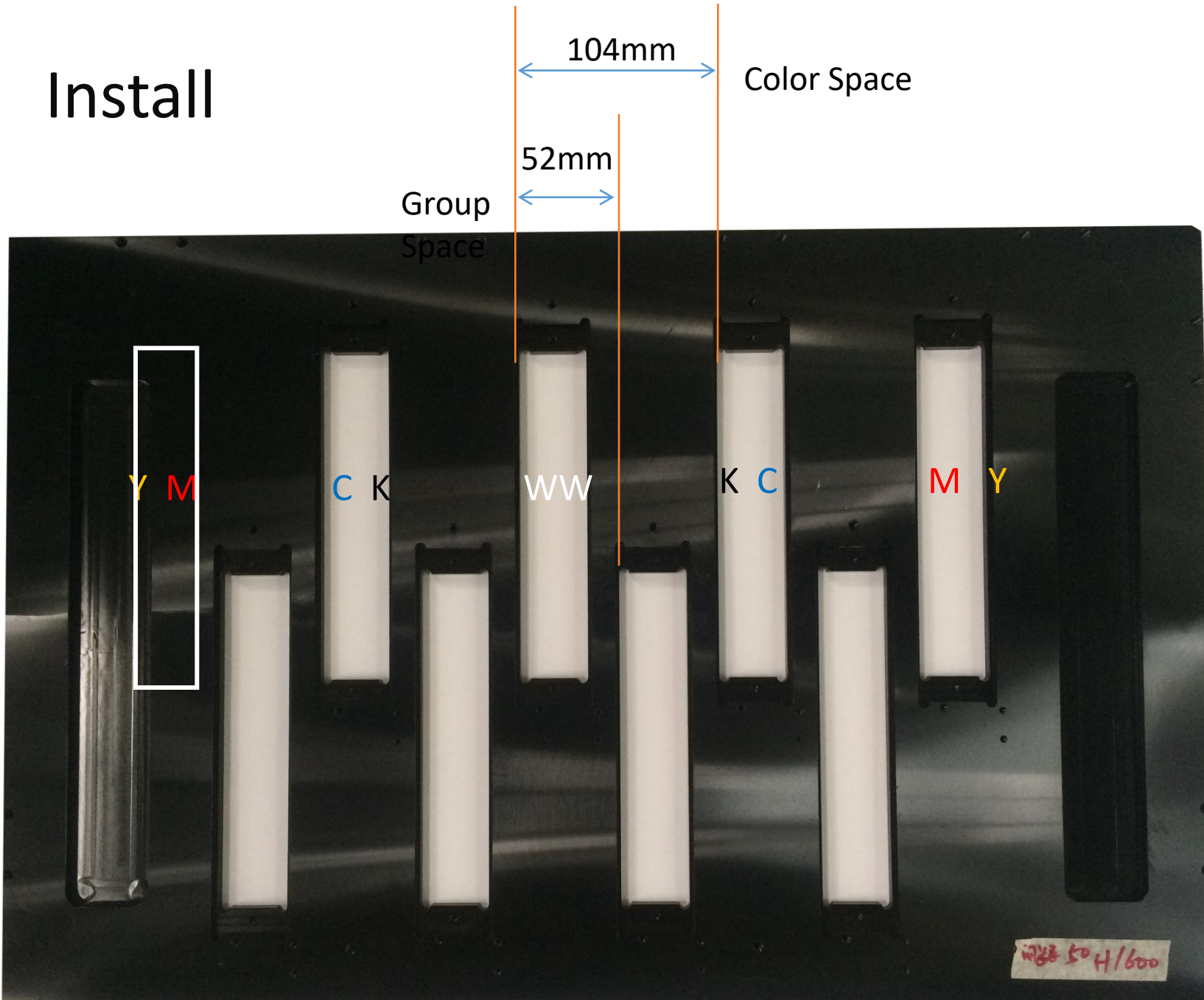
leftCK1=J3

leftYM1=J4

4 white 4 group Mirror

Color Order: KCMY

Install



Head board amount: 2

head board& slot order: HB1J1= rightYM
J2= rightCK/J3= leftCK, J4= leftYM
HB2J1=WW

Group Space: 0

Color Space: 10.4

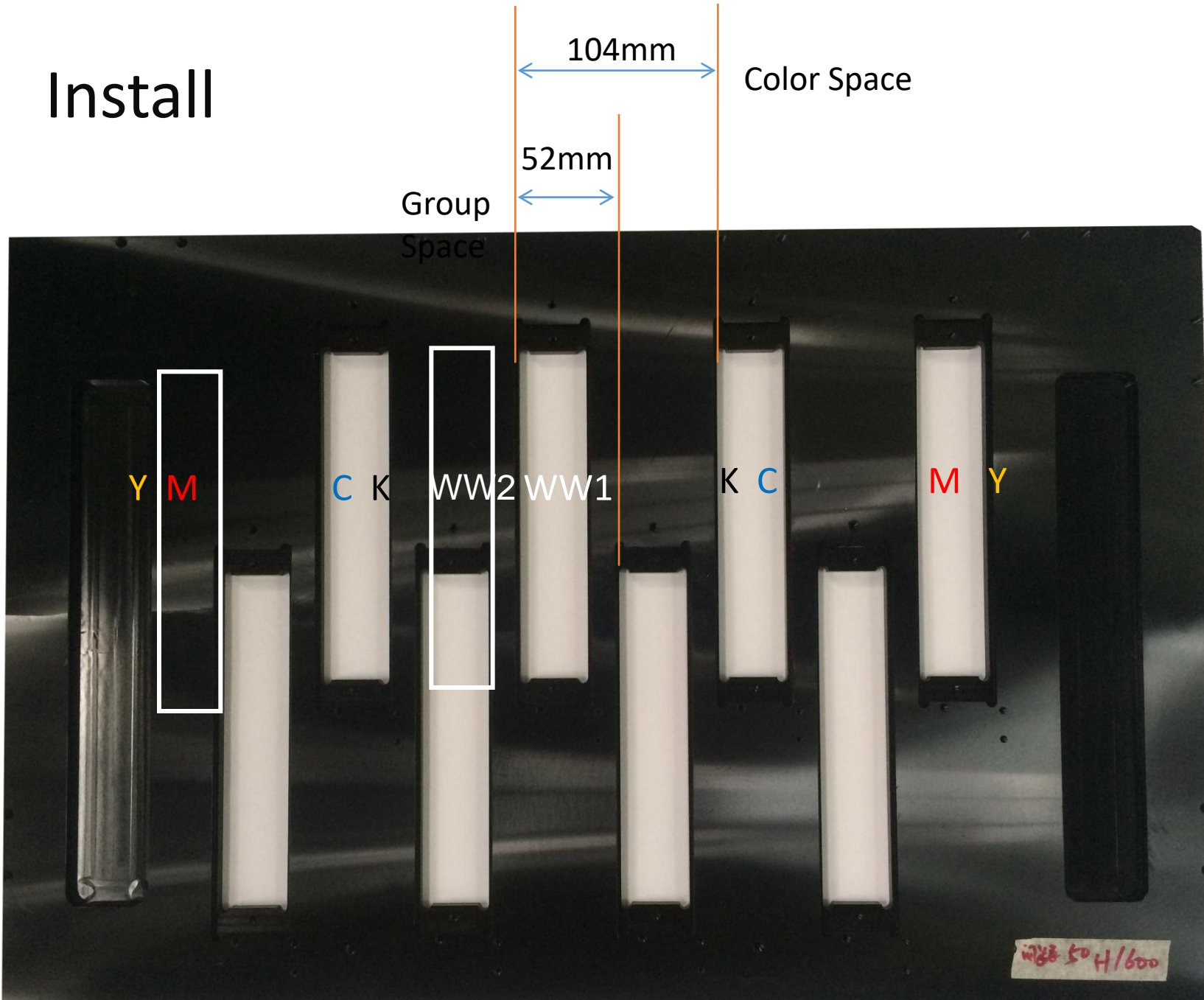
Y Space: 0

White: 2

4 white2 white 2 groupMirror

Color Order: WKCMY

Install



Head board amount: 2

head board& slot order: HB1J1= rightYM
J2= rightCK/J3= leftCK, J4= leftYM
HB2J1=WW1, J2=WW2

Group Space: 0

Color Space: 10.4

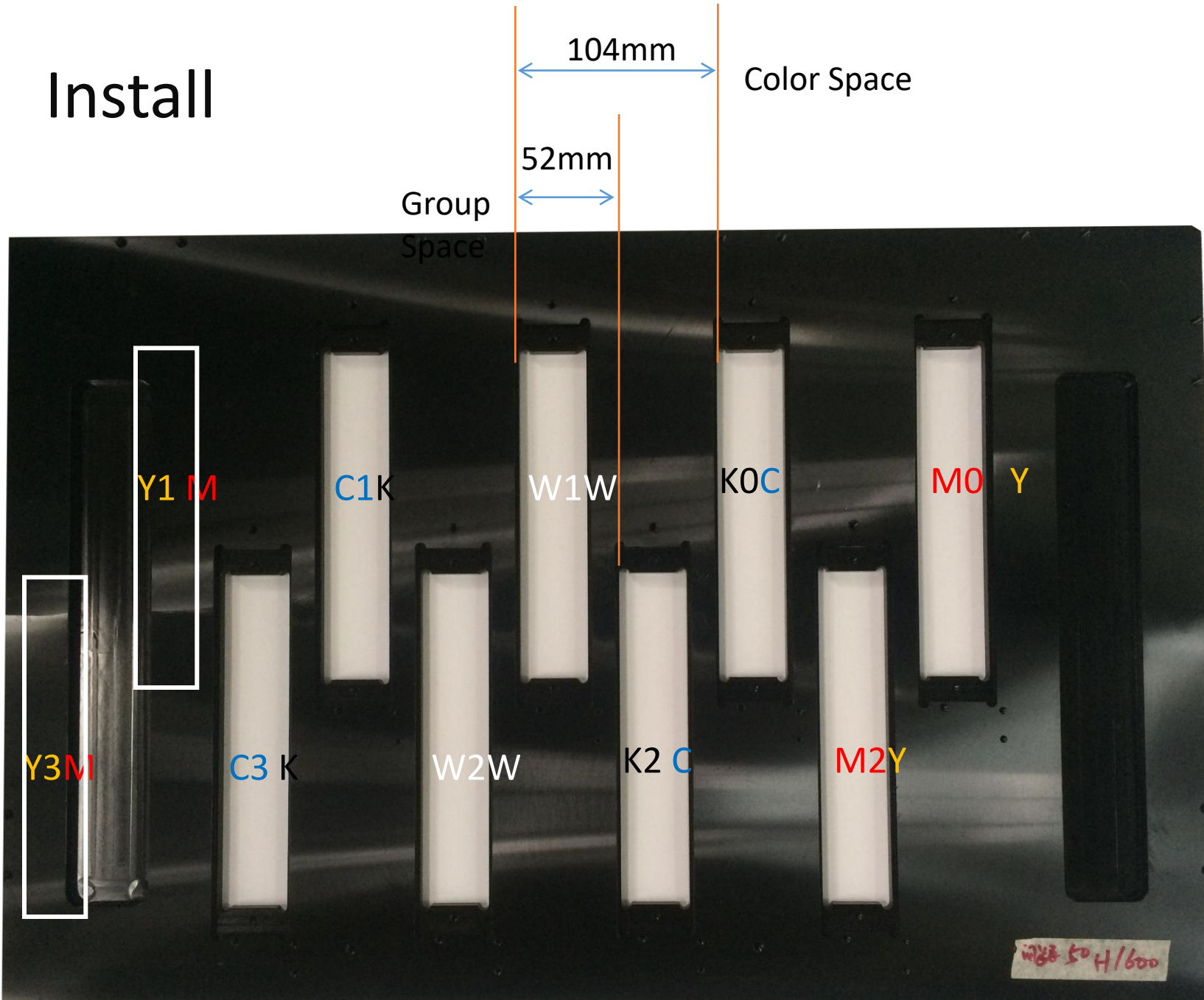
Y Space: 0

White: 4

4 color 4 white 2 groupMirror

Color Order: WWKCMY

Install



Head board amount: 3

head board& slot order: HB1: J1=YM0/
J2=CK0/J3=CK1, J4=YM1

HB2: J1=YM2/J2=CK2/J3=CK3/J4=YM3

HB3: J1=WW1 /WW2

Group Space: 5.2

Color Space: 10.4

Y Space: 0

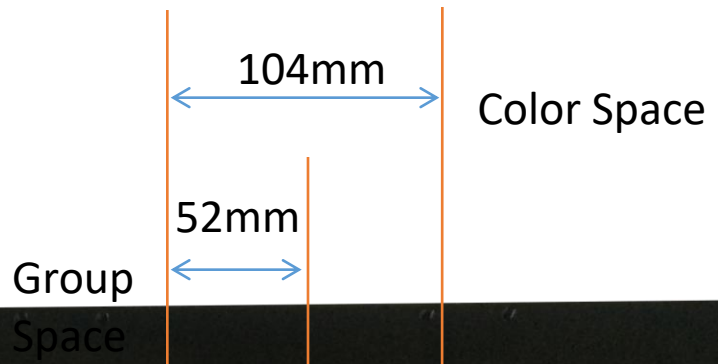
White: 0

4 white 2 white 4 group Mirror

Color Order: WKCMY

009/05 288

Install




Head board amount: 2
Group Space: 0
Color Space: 10.4
Y Space: 0
White: 0

head board& slot order:
1No. head board from right to left
rightLCLM=HB1-J1, YM=J2, CK=J3
2No. head board
LCLM2=HB2-J3, YM2=J2, CK2=J1

6 color 2 groupMirror

Color Order: KCMYLMlc




Install

104mm
Color Space

52mm
Group Space

Group Space



Head board amount: 4

Group Space: 5.2

Color Space: 10.4

Y Space: 0

White: 0

head board & slot order:

1No. head board from right to left
right LCLM=HB1-J1, YM=J2, CK=J3

2No. head board
left LCLM0=HB2-J3, YM0=J2, CK0=J1

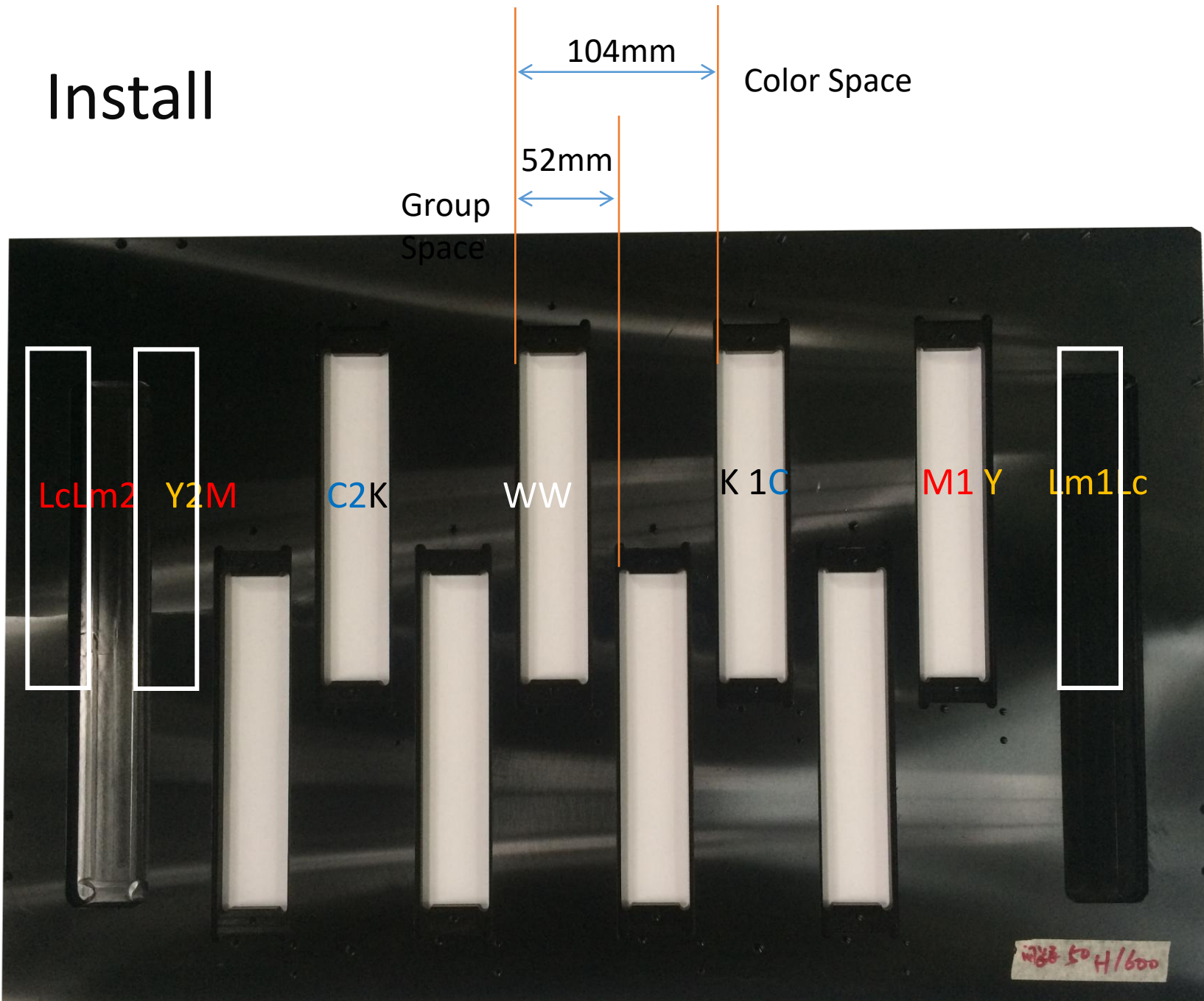
3No. head board from right to left
right LCLM1=HB3-J1, YM=J2, CK=J3

4No. head board
left LCLM1=HB2-J3, YM2=J2, CK2=J1

6 color 4 group Mirror

Color Order: KCMYLMc

Install



Head board amount: 2

head board& slot order: 1No. head board

LCLM1=HB1-J1,YM1=J2,

LCLM2=J4, YM2=J3

2No. head board

CK1=HB2-J1,WW=J2, CK2=J4

Group Space: 0

Color Space: 10.4


Y Space: 0

White: 2

6 color 2 white 2 groupMirror

Color Order: WKCMYLMc

Install



Head board amount: 2

head board& slot order: 1No. head board

LCLM1=HB1-J1,YM1=J2,

LCLM2=J4, YM2=J3

2No. head board

CK1=HB2-J1,WW1=J2, ,WW2=J3, CK2=J4

Group Space: 0

Color Space: 10.4

Y Space: 0

White: 4

6 color 4 white 2 groupMirror

Color Order: WWKCMYLmLc


Install

104mm

Color Space

52mm

Group Space



Head board amount: 4

head board& slot order: 1No. head board

LCLM1=HB1-J1,YM1=J2,

LCLM2=J4, YM2=J3

2No. head board

CK1=HB2-J1,WW1=J2, CK2=J4

3No. head board from right to left

LCLM3=HB3-J1,YM3=J2,

LCLM4=J4, YM4=J3

4No. head board

CK3=HB4-J1,WW2=J2, CK4=J4

6 color 2 white 4 group Mirror

Group Space: 5.2

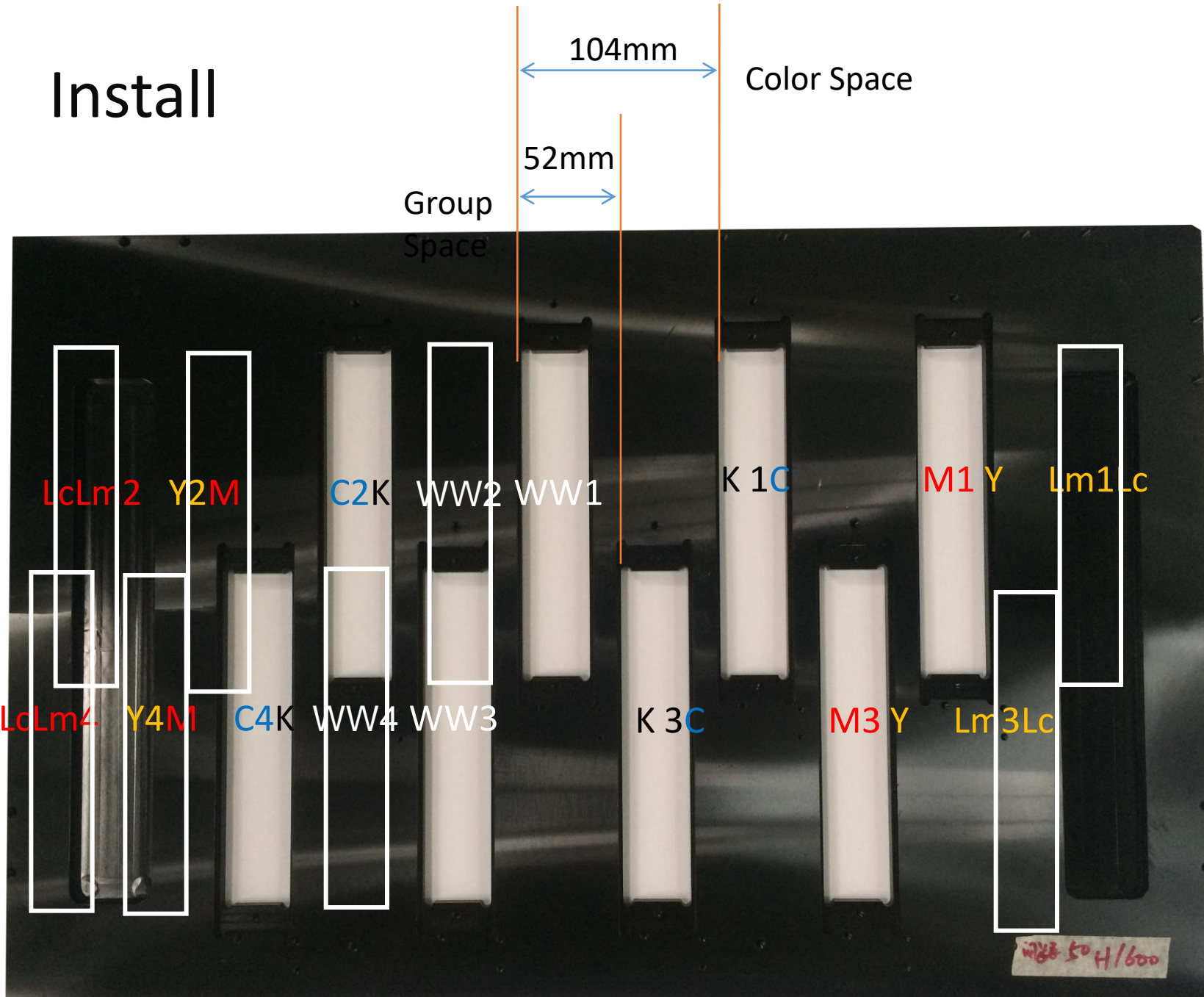
Color Space: 10.4

Y Space: 0

White: 2

Color Order: WKCMYLMc

Install



Head board amount: 4

head board& slot order: 1No. head board from right to left

LCLM1=HB1-J1, YM1=J2, LCLM2=J4, YM2=J3

2No. head board

CK1=HB2-J1, WW1=J2, WW2=J3, CK2=J4

3No. head board from right to left

LCLM3=HB3-J1, YM3=J2, LCLM4=J4, YM4=J3

4No. head board

CK3=HB4-J1, WW3=J2, WW4=J3, CK4=J4
6 color 4 white 4 group Mirror

Group Space: 5.2

Color Space: 10.4

Y Space: 0

White: 4

Color Order: WWKCMYLMlc